



LAMINATE

2015 - 2016



DISCOVER A WORLD YOU'D LOVE TO LIVE IN

White



Pine



Black is Back!



Vintage



Concrete





HOW GREAT DREAMS BECOME UNIQUE FLOORS

At Quick-Step, we must admit that we're perfectionists. Perfectionists when it comes to design, and passionate when it comes to details. Which is why we work at getting it right day and night.

We like to cross borders. Not only those of our country, but also of our industry. We document innovative architecture, analyse interior design and fashion trends, read the latest blogs, visit the hippest cities and follow upcoming artists. We check up on new materials and keep an eye on the latest fashion colour ranges.

That's how we spot a trend, even long before it becomes one. And it's also how we manage to tell the difference between hype and timeless design, between fads and well thought-out concepts.

All of this allows us to push our boundaries. Step by step, we dream up new and unique floors, new and exciting combinations of structures and materials, colours and wood designs.

Then, we turn this great dream into reality. With a passion for detail we create floors with innovative structures, an appropriate board size, the right wood design, perfectly balanced colours, and the perfect bevel. We use all the available technology to turn our ideas into a unique floor – and we invent new techniques if needs be.

At Quick-Step, not only do we want to create the most beautiful floor, we also want to create the most efficient one. One that is more resistant to wear and tear, to water and to dirt.

This is how we realise our dreams. With floors that are not only trendy today, but will also be a classic tomorrow.



DISCOVER A WORLD YOU'D LOVE TO LIVE IN

WELCOME

- 06 The perfect floor designed for your interior
- 07 A lifetime of pleasure
- 08 Easy installation
- 09 A heart for nature
- 10 Impressive Ultra. The new generation of laminate floors NEW



DISCOVER

- 14 **Trendy**
A mixture of vibrant colours and furniture with iconic design features.
- 20 **Modern**
A clean look and feel created by minimalist shapes and lines.
- 26 **Contemporary**
A comfortable interior style combining balanced colours and timeless elements.
- 32 **Country**
A cosy, homely look using natural materials and earthy shades.
- 38 **Classic**
A harmonious style that looks best with elegant, graceful furniture and accessories.



CHOOSE

- 46 Plank and tile sizes
- 48 Types of structure, treatment, finishing and bevels
- 50 Overview range



INSTALL & FINISH

- 62 Installation
- 68 A perfect finish
- 74 Clean & care
- 75 Overview



THE PERFECT FLOOR DESIGNED FOR YOUR INTERIOR

▶ CUTTING-EDGE DESIGN AND TECHNOLOGY

Quick-Step's designer teams follow the latest trends in fashion, architecture and interior design passionately to offer you a range of floor designs that are visually stunning and technologically advanced. Giving you the perfect interior today, and for years to come.

▶ THE DESIGN IS IN THE DETAIL

In order to reinforce the character and variety of our floors we design and engineer the smallest details, thus providing you with a range of structures and colours that are unmatched. For example, our choice of bevelled edges is a detail that is an integral part of the design and character of your floor.

▶ A TOTAL SOLUTION

At Quick-Step we don't just offer a product, we offer a total solution. From floors to skirting boards and stair solutions, underlays, finishing profiles and accessories, Quick-Step's range of products guarantee a perfect result every time.



A LIFETIME OF PLEASURE

▶ SUPERIOR SCRATCH RESISTANCE



Enjoy your beautiful, natural-looking floor for many years. Quick-Step floors are up to ten times more scratch-resistant than floors without Scratch Guard. Thanks to the extra protective top layer that uses Scratch Guard technology, all our Quick-Step laminate floors are designed for a lifetime of living and playing.

▶ GOOD LOOKS FOR LIFE



Thanks to the superior-quality HDF core and the Scratch Guard top layer, Quick-Step laminate floors provide long-term durability against everyday wear and tear such as falling objects, furniture marks, high-heel impact, etc.

▶ CLEAN IN A JIFFY



A Quick-Step floor is incredibly easy to maintain, which means worry-free cleaning for you. The floor's surface is completely sealed and thus bacteria, dirt, and even spillages have no opportunity to penetrate the floor. They can simply be wiped off leaving a clean, hygienic surface.



Bring this page to life!



Download the Layar app for iOS or Android



Scan the picture on this page



Enjoy the extra information and share on social media

EASY INSTALLATION

Laying a Quick-Step floor is a breeze thanks to the patented world-famous Uniclic® click system. This system is highly user-friendly, quicker to install and a lot more solid than other systems. A Quick-Step floor makes laying easy, even in the tightest corners or under radiators and doors.

▶ EFFORTLESS INSTALLATION, THANKS TO THE UNICLIC® CLICK SYSTEM



Quick-Step is the inventor of the Uniclic® and Uniclic® Multifit installation systems, today the standard click-to-install systems. Use the



revolutionary and patented click systems to effortlessly click your floor planks together.

▶ INSTALL YOUR FLOOR ANYWHERE, EVEN ON FLOOR HEATING AND COOLING

Quick-Step laminate floors are perfect for installing over underfloor heating or cooling when combined with the right underlay. Find out more about the range of Quick-Step underlays on page 64-65.

▶ WATCH THE VIDEOS



See for yourself how easy it is to install a Quick-Step floor in our installation videos. Discover them on www.quick-step.com



A HEART FOR NATURE



At Quick-Step, we realise that 'the world you'd love to live in' is not just a world of stylish interiors. It's also a world that shows respect for our natural environment.

That's why, as a company, we make continuous efforts to minimise the ecological impacts of our products and processes.

Every day, we seek new ways to recycle, reduce and renew throughout the entire Quick-Step manufacturing process.

WE USE CAREFULLY SCREENED RAW MATERIALS

WE INVEST IN ENERGY-EFFICIENT PRODUCTION

WE COMPLY WITH ALL REGULATIONS



NEW IMPRESSIVE ULTRA. THE NEW GENERATION OF LAMINATE FLOORS.

Quick-Step is proud to present Impressive Ultra, a whole new generation of laminate floors. Floors that look and feel more natural than ever before.

16 NEW DESIGNS

Impressive Ultra comes in a wide range of 16 designs at a plank thickness of 12 mm, and is also available as Impressive in the same designs at an 8 mm thickness. Discover the full range on page 51.

FEEL THE STRUCTURES

You only have to touch this new-generation floor to feel the difference. Just run your fingers along the surface and you'll notice immediately that this laminate is as close to nature as it gets.

SEE HOW COLOUR, DESIGN AND STRUCTURE MERGE RIGHT THROUGH THE BEVEL

The character of the bevel is in perfect balance with the character of the floor. The colour, the design and the structure carry on through the bevel, giving the look of real wood.



TIP Quick-Step also offers various accessories to make the underlay and skirting finish fully watertight! For details see page 73.

LAMINATE HAS NEVER BEEN SO TRUE TO NATURE





LAMINATE HAS
NEVER BEEN SO
WATER-RESISTANT

Impressive Ultra doesn't just look fantastic, it also performs amazingly well thanks to Quick-Step's advanced innovation technology.

A UNIQUE WATER-REPELLENT COATING



Cleaning has never been so effortless, now moisture seepage is a thing of the past. Our new Impressive range comes complete with a HydroSeal water-repellent coating on the bevels. Water simply stays put on this unique coating, forming droplets that can be wiped off straightaway.

ANTI-STATIC JOINT

The anti-static joint between planks repels dust and prevents the build-up of dirt in the bevel, meaning even less maintenance to keep your floor looking the best.

LIVE LIFE TO THE FULLEST

For decades Quick-Step has been the leading manufacturer of long-life scratch-resistant laminate floors. Now the new Impressive Ultra goes the extra mile. Improved technology makes this floor so durable and wear-resistant that it will provide pleasure for years to come.



Bring this page to life!



Download the Layar app for iOS or Android



Scan the picture on this page



Enjoy the extra information and share on social media

BE INSPIRED! FIND YOUR OWN STYLE



TRENDY 14-19



MODERN 20-25





CONTEMPORARY 26-31



COUNTRY 32-37



CLASSIC 38-43

TRENDY

The key to today's trendy look, whether you're going for vintage, industrial design or urban chic, is combining the right type of flooring with fresh, daring colours and iconic design elements.



NATURAL VARNISHED OAK | PERSPECTIVE UF 896

This classic oak design, a chameleon among flooring designs, is the perfect complement for any type of interior: from trendy to classically-styled. Warm, natural colours add an attractive and cosy touch.

DESIGNERS' INNOVATION

The inspiration for this floor comes from the deep and complex structure of burned wood. A unique Quick-Step technology shows the burned wood structure down to the smallest details, giving a deep black colour and a rich texture that can't help but inspire the imagination.

BURNED PLANKS | IMPRESSIVE ULTRA IMU 1862



BURNED PLANKS | IMPRESSIVE ULTRA IMU 1862

Black is back. This black burned wood floor is a guaranteed eye-catcher and is just what you need for a trendy interior. Perfect for today's return to black in interior design.



RECLAIMED CHESTNUT NATURAL | PERSPECTIVE WIDE UFW 1541

Fitting in perfectly with today's trendy industrial design style, this reclaimed and weathered chestnut look comes complete with knots, cracks and even woodworm holes! The intense surface structure, with its matt and glossy accents, gives your floor an authentic lived-in look.

RECLAIMED CHESTNUT NATURAL |
PERSPECTIVE WIDE UFW 1541



CONCRETE WOOD LIGHT GREY |
IMPRESSIVE ULTRA IMU 1861





CONCRETE WOOD LIGHT GREY | IMPRESSIVE ULTRA IMU 1861

If you're looking for an industrial touch, the rough concrete look is just what you need. The visible wood print is also tangible in the surface, giving a deep structure that contains subtle matt and glossy effects to enhance depth and character. Just combine it with vintage furniture for the perfect urban look.



VICTORIA OAK | CLASSIC CLM 3185

Everything Zen! A classic oak design in light, natural tones simply breathes serenity. Highly versatile, this floor looks equally good with modern, contemporary, rural or classical furniture.



AUTHENTIC OAK | LARGO LPU 1505

With its extra long and wide planks, the Largo range is perfect for creating an open, spacious look. This floor comes with a 'micro bevel' which, together with the subtle differences in shading between the different planks, accentuates the plank effect.

MODERN

Less is more. Make a design statement with a modern style, created with a minimalist look in mind. Clean shapes and lines and clear or white finishes create the perfect basis for a sharp, modern interior.



MIDNIGHT OAK NATURAL | CLASSIC CLM 1487

A natural oak design that goes perfectly with any interior. Despite its intense rustic character, this floor creates a soothing and harmonious look. The 'impression bevel' subtly accentuates the plank edges, fitting perfectly with this floor's character.





NATURAL PINE | IMPRESSIVE ULTRA IMU 1860



REMEMBER



The top layer of every Quick-Step laminate floor is finished with an ultra-protective

Scratch Guard layer which gives the floor a high scratch resistance, ideal for all uses, especially in the kitchen. Moreover, our Impressive Ultra floors have a unique water-repellent coating which protects your floor from excess surface moisture.



NATURAL PINE | IMPRESSIVE ULTRA IMU 1860




Definitely the in look at the moment, this floor has the look and feel as well as the unmistakable structure of brushed pine, an effect that's visible right through the bevel. The light natural colour of this floor works well with white. Add some black details for an extra touch.

DON'T FORGET

For a seamless transition between your floor and walls, use Quick-Step's matching skirting boards, available in the same colour and style as your floor. Find out more about Quick-Step skirting boards on page 68-69.

NATURAL VARNISHED OAK I
IMPRESSIVE ULTRA IMU 3106



FUMED OAK DARK I PERSPECTIVE WIDE ULW 1540



This unique oak design has a smoked look, creating beautiful hues and contrasts between darker and lighter areas. The warm brown wood colour makes for a cosy complement to a sleek white interior.



NATURAL VARNISHED OAK | IMPRESSIVE ULTRA IMU 3106

A floor that's inspired by premium quality oak, which means no knots, cracks or wood imperfections. The natural colour of this floor inspires peace and tranquillity in your home, while the structure and bevel enhance its soft look.



SLATE BLACK GALAXY | EXQUISA EXQ 1551

TIP

Use the practical Quick-Step Incizo® profile to perfectly finish your floor and stairs with the same profile throughout, and in the correct matching colour. See page 71 for details.


MARBLE CARRARA | ARTE UF 1400



SLATE BLACK GALAXY | EXQUISA EXQ 1551



Always a popular design, black slate tiles offer the perfect look for a modern setting. For this specific floor design Quick-Step developed a state-of-the-art technique, showing the distinctively layered stone surface of natural slate to the smallest detail.



MARBLE CARRARA | ARTE UF 1400

Back in style again, Carrara marble is modern, stylish and chic. With their matt surface and clean design, our Carrara marble tiles are the ideal solution to achieve the perfect modern look.

CONTEMPORARY

If you're looking for a contemporary style, choose interior elements that offer a comfortable, durable and balanced look. These contemporary designs create a feeling of space and openness in your home. Use mainly neutral colours, which can be combined with themed colour accents.



WHITE VINTAGE OAK | LARGO LPU 1285

This floor gives a real impression of space, because its large bevel emphasises the length of the room. This feeling is enhanced by its light tone and its soft, brown-grey colour which goes perfectly with a wide variety of decorative tones.





CLASSIC OAK BROWN | IMPRESSIVE ULTRA IMU 1849

Warm browns are back again for interiors. This classic brown oak is the perfect floor for a warm and cosy feeling in an intimate space such as a bedroom.



DID YOU KNOW?

Whether you're looking for planks or tiles, Quick-Step has it covered. Our wide variety of widths, lengths and formats offers something for everyone. Find out more about our full range of plank and tile sizes on page 46-47.

CRAFTED TEXTILE | EXQUISA EXQ 1557



CRAFTED TEXTILE | EXQUISA EXQ 1557

A unique floor that looks and feels like fabric. The tile format of 122,4 x 40,8 cm contributes to the stylish and luxurious feel of this beige textile design.



MORNING OAK LIGHT | PERSPECTIVE WIDE UFW 1535

A soft-hued design that's the perfect fit for today's pastel trend, creating a romantic and dreamy atmosphere. Use it in different areas of the same interior space to create an overall sense of unity.



CAMBRIDGE OAK NATURAL | LARGO LPU 1662

Vintage is hot. With true-to-nature cracks and knots, this classic oak design radiates authenticity. And the warm, natural hues are a match made in heaven for the current vintage trend.



TIP

White tones are all the rage these days. A light floor will enlarge your room optically, giving the impression of more space. White floors also work especially well in areas with low natural light as they make the room brighter. On the other hand, a dark floor in combination with dark tones will create a warm and cosy atmosphere.

WHITE PLANKS I
IMPRESSIVE ULTRA IMU 1859



WHITE PLANKS I IMPRESSIVE ULTRA IMU 1859

White remains an all-time favourite in interior design. This white floor has a brushed wood structure unique to Quick-Step that radiates an unprecedented depth, enhanced by subtle matt lustre effects.

COUNTRY

Obtain a cosy country look by combining natural materials such as wood, stone, linen fabrics etc. Use soft tones like beige, brown and grey, and complete the look with other muted colours.



DOMINICANO OAK GREY | LARGO LPU 1663

The weathered nature of this oak design is enhanced by its structure and narrow 'micro bevel', giving an impression of fine grooving between the planks.



DID YOU KNOW?

All Quick-Step laminate floors are perfectly suited for installation over underfloor heating. For installation over underfloor cooling, just use our Silent Walk underlay. All you have to do is follow our easy installation instructions, and you can enjoy both the beauty of your Quick-Step floor and the comfort of your underfloor heating or cooling.



For more info visit
www.quick-step.com

SANDBLASTED OAK NATURAL I
 IMPRESSIVE ULTRA IMU 1853



SANDBLASTED OAK NATURAL I IMPRESSIVE ULTRA IMU 1853

An exceptional oak design in a natural tone. The weathered look is supported by a structure that's inspired by the imperfections found in rough brushed oak. The roughness of the surface is carried on through the bevel.



RECLAIMED WHITE PATINA OAK | CLASSIC CL 1653

Both delicate and full of character. This design boasts the rustic look of wood planks treated with a quality patina. The result is an exquisite floor with a worn and romantic appearance.



TENNESSEE OAK LIGHT WOOD | CREO CR 3179

Sweet dreams... This light, rustic oak design with knots and a very subtle, lime-washed effect in the veins gives any bedroom that soft and comfy feel.



SAW CUT OAK GREY | IMPRESSIVE ULTRA IMU 1858

A rough-cut finish that replicates the marks of a saw-blade on a wooden plank. This is a popular choice for interiors where a rustic, rural style is the desired look. The warm grey colour blends well, creating a homely feeling.

TIP

Want to see this floor
in your own interior?

Visit www.quick-step.com
and try out our online Floor
Advisor! Just upload a picture
of your interior, select your
favourite floors and find out
which floor suits you best.

OLD OAK LIGHT GREY | ELITE UE 1406



OLD OAK LIGHT GREY | ELITE UE 1406

This matt grey oak design combines floral grain patterns with a Quick-Step silver frost finish to create silvery reflections and tones that add a touch of mystery.

CLASSIC

Harmony is the key to a successful classic interior style. Choose for dark, light or warm natural colours. Classic furniture, accessories and elegant panelling and moulding details complete the look.



NATURAL VARNISHED OAK | LARGO LPU 1284

A natural oak pattern with a warm hue to create a classic look. The extra length and width of the planks, together with the 'micro bevel', give an expansive, grand effect.



SOFT OAK LIGHT | IMPRESSIVE ULTRA IMU 1854

The soft tones of this oak design are the perfect complement to classic interiors that use beige tones. This floor has an extra matt finish, giving it a very natural look and feel.



LONG ISLAND OAK LIGHT | LARGO LPU 1660

The extra long and wide format of the Largo planks is ideal for living rooms, as it creates a spacious effect. This oak design with its soft patina wood style and subtle brushed structure gives an added distinction to any interior.

LONG ISLAND OAK LIGHT | LARGO LPU 1660



HYDROSEAL WATER-REPELLENT COATING



Our new Impressive range comes complete with a HydroSeal water-repellent coating on the bevels, making it the ideal solution for rooms with high moisture levels such as bathrooms, kitchens and laundry rooms.

CLASSIC OAK BEIGE | IMPRESSIVE ULTRA IMU 1847



CLASSIC OAK BEIGE | IMPRESSIVE ULTRA IMU 1847

Add a touch of history to your interior with this classic oak style whose cracks and knots create a rustic and timeless look.



VERSAILLES WHITE OILED | ARTE UF 1248

The Versailles white oiled tiles add a dash of opulence to a classic interior. The large format of the tiles enhances the lavish effect, while the soft tones create light in a dark interior.



OLD OAK GREY | CLASSIC CLM 1382

An oak design characterised by a silk look and variations of light and dark shading. This elegant oak pattern is the perfect fit for every classic interior.

DISCOVER OUR LAMINATE FLOOR COLLECTION

SIZES, FINISHING & BEVELS

- 46 Plank and tile sizes
- 48 Types of structure, treatment, finishing and bevels

Our Quick-Step laminate floors open new doors to creativity. They help you express your personality and bring dreams to life. They set the mood and allow you to create spaces that truly make you feel at home.



OVERVIEW RANGE

50 Discover the new Impressive Ultra NEW

51 Overview range





PLANK AND TILE SIZES

The Quick-Step collection comes in a variety of sizes and formats to suit all tastes. From luxury tiles to extra long planks, we have the perfect fit, no matter what your interior design is. Just take a look at the range below and you're guaranteed to find the perfect floor for you.




RUSTIC 8 MM 
(see page 53)

CLASSIC 8 MM 
(see page 56)



CREO 7 MM  
(see page 57)

PERSPECTIVE 9,5 MM 
(see page 54)

ELIGNA 8 MM 
(see page 54)


ELITE 8 MM 
(see page 53)

IMPRESSIVE ULTRA 12 MM  
(see page 51)

IMPRESSIVE 8 MM  
(see page 51)

PERSPECTIVE WIDE 9,5 MM 
(see page 55)

ELIGNA WIDE 8 MM 
(see page 55)



LARGO 9,5 MM 
 (see page 52)

ARTE 9,5 MM 
 (see page 59)

EXQUISA 8 MM 
 (see page 58)

TYPES OF STRUCTURE, TREATMENT, FINISHING AND BEVELS


TYPES OF STRUCTURE



CLM 1487

Elegant wood structure

A subtle surface texture with a fine grain structure that gives a wood effect with a very natural look and feel.



UFW 1540

Natural wood structure

A surface texture where the grain, knots and cracks that are visible in the design can also be felt in the surface structure of the laminate floor. This perfect combination of design and structure ensures that the floor looks and feels like real wood.



UFW 1541

Intense wood structure


Another perfect combination of design and structure where the varying depths and gloss levels - a combination of a glossy grain and a matt finish for knots and cracks for example - accentuate the design. These natural variations in the surface structure convey the true character of a solid wooden floor.



EXQ 1551

Stone structure

A surface texture that realistically displays the structure of a stone pattern.




EXQ 1557

Fantasy structure

A surface structure that has the look and feel of exclusive materials such as leathers and fabrics.


TYPES OF TREATMENT



LPU 1660

Brushed

A surface effect that gives the appearance of brushed wood. The brushed treatment adds depth and authenticity to a laminate floor.



IMU 1858

Saw cut

Unique to Quick-Step. A surface effect that gives the impression of rough sawn wood thanks to visible and tangible saw cuts. Varying gloss levels in the surface emphasise the natural variations of the cuts.



IMU 1850

Scraped

A hand-scraped surface treatment that gives a crafted, hand-worked finish to your floor, adding authenticity to the look.

TYPES OF FINISHING




 **Matt finish**
A matt surface look.



 **Silk finish**
A silk surface look.




 **Silverfrost finish**
A surface effect that highlights the wood grains by running a subtle silvery tone through them.

TYPES OF BEVELS




 **Large bevel**
Distinctive grooved edges offer the look of an expansive solid plank floor.



 **Micro bevel**
Fine micro-beveled edges clearly delineate the planks.



 **Genuine bevel**
The bevel is perfectly suited to the character of the floor. The colour, design and structure of the plank are visible right through the bevel.



 **Impression bevel**
Effect that emphasises planks in a subtle way.

NEW IMPRESSIVE ULTRA (12MM),
THE MOST NATURAL &
WATER-RESISTANT LAMINATE EVER

ALSO AVAILABLE AS IMPRESSIVE (8MM)



IMU 1855

Please note: The printed designs give an idea of the actual colour and nuances of the pattern but are not true to nature. The patterns shown are only a sample and are not fully representative of all the different nuances within the design. For a representative view of the surface structure and joint-finishing of a plank, please ask your dealer for more advice.

These products have been produced using class 32 technology and components (or class 33 in case of impressive Ultra). Some of the EN 13329 test methods are not fully applicable. For more information: www.quick-step.com



120CM X 12,3CM
120CM X 19CM
138CM X 15,6CM
138CM X 19CM
205CM X 20,5CM

IMPRESSIVE ULTRA



LONG, WIDE AND EXTRA THICK WATER-REPELLENT PLANKS WITH BEVELS

IMU: THICKNESS: 12MM | 1 BOX: ±1,311 M²

IMPRESSIVE



LONG AND WIDE WATER-REPELLENT PLANKS WITH BEVELS

IM: THICKNESS: 8 MM | 1 BOX: ±1,835 M²



WHITE PLANKS
IMU 1859* | IM 1859*

P31


SOFT OAK LIGHT
IMU 1854* | IM 1854*

P39

CONCRETE WOOD LIGHT GREY
IMU 1861* | IM 1861*

P17

SAW CUT OAK BEIGE
IMU 1857* | IM 1857*



WHITE VARNISHED OAK
IMU 3105* | IM 3105*

CLASSIC OAK BEIGE
IMU 1847* | IM 1847*


P41

SANDBLASTED OAK NATURAL
IMU 1853* | IM 1853*

P33

NATURAL PINE
IMU 1860* | IM 1860*

P21




CLASSIC OAK NATURAL
IMU 1848* | IM 1848*

SOFT OAK NATURAL
IMU 1855* | IM 1855*

NATURAL VARNISHED OAK
IMU 3106* | IM 3106*

P23

SCRAPED OAK GREY BROWN
IMU 1850* | IM 1850*



SOFT OAK MEDIUM
IMU 1856* | IM 1856*

SAW CUT OAK GREY
IMU 1858* | IM 1858*

P36

CLASSIC OAK BROWN
IMU 1849* | IM 1849*

P27

BURNED PLANKS
IMU 1862* | IM 1862*

P15

SURFACE

- Elegant wood structure
- Natural wood structure
- Intense wood structure
- Stone structure
- Fantasy structure

TREATMENT

- Brushed
- Scraped
- Saw cut

FINISHING

- Matt finish
- Silk finish
- Silverfrost finish

BEVELS

- Large bevel
- Micro bevel
- Genuine bevel
- Impression bevel

120CM X 12,3CM
120CM X 19CM
138CM X 15,6CM
138CM X 19CM
205CM X 20,5CM


LARGO

EXTRA LONG AND EXTRA WIDE PLANKS WITH BEVELS

THICKNESS: 9,5MM | 1 BOX: ±2,522M²



LIGHT RUSTIC OAK
LARGO LPU 1396*



PACIFIC OAK
LARGO LPU 1507
SUBTLE PRINTS ON THIS FLOOR



LONG ISLAND OAK LIGHT
LARGO LPU 1660



DOMINICANO OAK GREY
LARGO LPU 1663*



AUTHENTIC OAK
LARGO LPU 1505



DOMINICANO OAK NATURAL
LARGO LPU 1622*



WHITE VINTAGE OAK
LARGO LPU 1285



LONG ISLAND OAK NATURAL
LARGO LPU 1661




WHITE VARNISHED OAK
LARGO LPU 1283



CAMBRIDGE OAK NATURAL
LARGO LPU 1662*



NATURAL VARNISHED OAK
LARGO LPU 1284



CAMBRIDGE OAK DARK
LARGO LPU 1664*



GREY VINTAGE OAK
LARGO LPU 1286



NATURAL VARNISHED MERBAU
LARGO LPU 1288

Please note:
All content on these pages is subject to the legal notices and remarks (*) stated on page 50.

25
YEAR WARRANTY
(DOMESTIC USE)

5
YEAR WARRANTY
(COMMERCIAL USE)

LIFETIME UNICLIC WARRANTY (DOMESTIC USE)



SPLASH WARRANTY (DOMESTIC USE)

MATCHING ACCESSORIES

EN 13329

PATENTED TECHNOLOGY

UP TO 10x MORE SCRATCH RESISTANT



ELITE

LONG PLANKS WITH BEVELS

THICKNESS: 8MM | 1 BOX: ±1,722M²

RUSTIC

SMALL PLANKS WITH BEVELS

THICKNESS: 8MM | 1 BOX: ±1,777M²



LIGHT GREY VARNISHED OAK
ELITE UE 1304



WORN LIGHT OAK
ELITE UE 1303



WHITE OAK LIGHT
RUSTIC RIC 1497*




WHITE OAK NATURAL
RUSTIC RIC 1498*



WHITE OAK LIGHT
ELITE UE 1491




OLD OAK LIGHT GREY
ELITE UE 1406 P37



SMOKED OAK
RUSTIC RIC 1678*




NATURAL HICKORY
RUSTIC RIC 1424*



OLD WHITE OAK NATURAL
ELITE UE 1493




WHITE OAK MEDIUM
ELITE UE 1492



WHITE OAK BROWN
RUSTIC RIC 1429*



AUTUMN HICKORY
RUSTIC RIC 1426*




OLD OAK GREY
ELITE UE 1388



OLD WHITE OAK DARK
ELITE UE 1496



PACIFIC WALNUT
RUSTIC RIC 1415*



COFFEE BEAN HICKORY
RUSTIC RIC 1427*

SURFACE

- Elegant wood structure
- Natural wood structure
- Intense wood structure
- Stone structure
- Fantasy structure

TREATMENT

- Brushed
- Scraped
- Saw cut

FINISHING

- Matt finish
- Silk finish
- Silverfrost finish

BEVELS

- Large bevel
- Micro bevel
- Genuine bevel
- Impression bevel

120CM X 12,3CM
120CM X 19CM
138CM X 15,6CM
138CM X 19CM
205CM X 20,5CM

ELIGNA

LONG PLANKS WITHOUT BEVELS

U: THICKNESS: 8 MM | 1 BOX: ±1,722M²
UM: THICKNESS: 8 MM | 1 BOX: ±1,722M²

PERSPECTIVE

LONG PLANKS WITH 4 BEVELS

UF: THICKNESS: 9,5 MM | 1 BOX: ±1,507M² | 4 BEVELS




WENGÉ PASSIONATA
U 1300 | UF 1300

WHITE BRUSHED PINE
U 1235 | UF 1235

WHITE ASH
U 1184 | UF 1184

LIGHT GREY VARNISHED OAK
UM 1304 | UF 1304




WHITE VARNISHED OAK
U 915 | UF 915

LIMED OAK
U 1896 | UF 1896

VINTAGE OAK NATURAL VARNISHED
U 995 | UF 995

NATURAL VARNISHED OAK
U 896 | UF 896

P14




OLD OAK MATT OILED
U 312 | UF 312

DARK VARNISHED OAK
U 918 | UF 918

ANTIQUE OAK
U 861 | UF 861

OILED WALNUT
U 1043 | UF 1043



VINTAGE OAK DARK VARNISHED
U 1001 | UF 1001

HOMAGE OAK NATURAL OILED
U 1157 | UF 1157

MERBAU
U 996 | UF 996

WENGÉ
U 1000 | UF 1000

Please note:
All content on these pages is subject to the legal notices and remarks (*) stated on page 50.

25
YEAR
WARRANTY

DOMESTIC USE

5
YEAR
WARRANTY

COMMERCIAL USE

LIFETIME UNICLIC WARRANTY

DOMESTIC USE

SPLASH WARRANTY

DOMESTIC USE

MATCHING ACCESSORIES

EN 13329

UNICLIC®
PATENTED TECHNOLOGY

SCRATCH GUARD
UP TO 10x MORE SCRATCH RESISTANT

120CM X 12,3CM
120CM X 19CM
138CM X 15,6CM
138CM X 19CM
205CM X 20,5CM

ELIGNA WIDE

LONG AND WIDE PLANKS WITHOUT BEVELS

UW: THICKNESS: 8MM | 1 BOX: ±1,835M²

PERSPECTIVE WIDE

LONG AND WIDE PLANKS WITH 2 OR 4 BEVELS

ULW: THICKNESS: 9,5MM | 1 BOX: ±1,569M² | 2 BEVELS

UFW: THICKNESS: 9,5MM | 1 BOX: ±1,573M² | 4 BEVELS



MORNING OAK LIGHT P29
UW 1535 | ULW 1535 | UFW 1535



OAK WHITE OILED
UW 1538 | ULW 1538 | UFW 1538



CARIBBEAN OAK GREY
UW 1536* | ULW 1536* | UFW 1536*



OAK NATURAL OILED
UW 1539 | ULW 1539 | UFW 1539




OAK WITH SAW CUTS NATURE
UW 1548* | ULW 1548* | UFW 1548*



RECLAIMED CHESTNUT NATURAL P16
UW 1541* | ULW 1541* | UFW 1541*



RECLAIMED OAK BROWN
UW 1545* | ULW 1545* | UFW 1545*



RECLAIMED CHESTNUT BROWN
UW 1544* | ULW 1544* | UFW 1544*



FUMED OAK DARK P22
UW 1540 | ULW 1540 | UFW 1540

SURFACE

- Elegant wood structure
- Natural wood structure
- Intense wood structure
- Stone structure
- Fantasy structure

TREATMENT

- Brushed
- Scraped
- Saw cut

FINISHING

- Matt finish
- Silk finish
- Silverfrost finish

BEVELS

- Large bevel
- Micro bevel
- Genuine bevel
- Impression bevel


120 CM X 12,3 CM
120 CM X 19 CM
138 CM X 15,6 CM
138 CM X 19 CM
205 CM X 20,5 CM

CLASSIC

STANDARD PLANKS WITH OR WITHOUT BEVELS

CLM: THICKNESS: 8 MM | 1 BOX: 1,596 M²

CL: THICKNESS: 8 MM | 1 BOX: 1,596 M²




BLEACHED WHITE TEAK
CLASSIC CLM 1290

RECLAIMED WHITE PATINA OAK P34
CLASSIC CL 1653

BLEACHED WHITE OAK
CLASSIC CLM 1291

HAVANNA OAK NATURAL
CLASSIC CLM 1655




OLD OAK LIGHT GREY
CLASSIC CLM 1405

WHITE ASH
CLASSIC CL 1486

VICTORIA OAK P18
CLASSIC CLM 3185

MIDNIGHT OAK NATURAL P20
CLASSIC CLM 1487




WINDSOR OAK
CLASSIC CLM 3184

MOONLIGHT OAK NATURAL
CLASSIC CLM 1659

MOONLIGHT OAK LIGHT
CLASSIC CLM 1658

HAVANNA OAK NATURAL WITH SAW CUTS
CLASSIC CLM 1656



OLD OAK NATURAL
CLASSIC CLM 1381

MIDNIGHT OAK BROWN
CLASSIC CLM 1488

OLD OAK GREY P43
CLASSIC CLM 1382

OLD OAK DARK
CLASSIC CLM 1383

Please note:
All content on these pages is subject to the legal notices and remarks (*) stated on page 50.

25
YEAR WARRANTY
DOMESTIC USE

CLASSIC

20
YEAR WARRANTY
DOMESTIC USE

CREO

5
YEAR WARRANTY
DOMESTIC USE

CLASSIC

SPLASH
WARRANTY
DOMESTIC USE

CLASSIC

LIFETIME
WARRANTY
DOMESTIC USE

CLASSIC

MATCHING
ACCESSORIES

EN 13329

SCRATCH
GUARD
UP TO 10x MORE SCRATCH RESISTANT


PATENTED TECHNOLOGY

120 CM X 12,3 CM
120 CM X 19 CM
138 CM X 15,6 CM
138 CM X 19 CM
205 CM X 20,5 CM

CREO NEW

STANDARD PLANKS WITHOUT BEVELS

THICKNESS: 7 MM | 1 BOX: ±1,824 M²




CHARLOTTE OAK WHITE
CREO CR 3178

CHARLOTTE OAK BROWN
CREO CR 3177

VIRGINIA OAK NATURAL
CREO CR 3182

TENNESSEE OAK GREY
CREO CR 3181



TENNESSEE OAK LIGHT WOOD
CREO CR 3179






P35

TENNESSEE OAK NATURAL
CREO CR 3180

LOUISIANA OAK NATURAL
CREO CR 3176

VIRGINIA OAK BROWN
CREO CR 3183




SURFACE

-  Elegant wood structure
-  Natural wood structure
-  Intense wood structure
-  Stone structure
-  Fantasy structure





TREATMENT

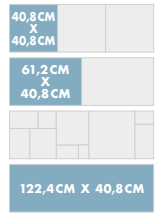
-  Brushed
-  Scraped
-  Saw cut

FINISHING

-  Matt finish
-  Silk finish
-  Silverfrost finish

BEVELS


-  Large bevel
-  Micro bevel
-  Genuine bevel
-  Impression bevel



EXQUISA

RECTANGULAR TILES WITH BEVELS

THICKNESS: 8 MM | 1 BOX: ±1 M²



TIVOLI TRAVERTINE
EXQUISA EXQ 1556




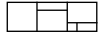
CERAMIC WHITE
EXQUISA EXQ 1553*



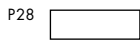
CERAMIC LIGHT
EXQUISA EXQ 1554*



CERAMIC DARK
EXQUISA EXQ 1555*



CRAFTED TEXTILE
EXQUISA EXQ 1557



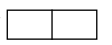
SLATE DARK
EXQUISA EXQ 1552*



SLATE BLACK
EXQUISA EXQ 1550*



SLATE BLACK GALAXY
EXQUISA EXQ 1551*



Please note:
All content on these pages is subject to the legal notices and remarks (*) stated on page 50.

UNICLIC PATENTED TECHNOLOGY ARTE **UNICLIC MULTIFIT** PATENTED TECHNOLOGY EXQUISA

25 YEAR WARRANTY DOMESTIC USE

LIFETIME WARRANTY POWER USE

5 YEAR WARRANTY COMMERCIAL USE

SPLASH WARRANTY POWER USE

MATCHING ACCESSORIES

SCRATCH GUARD UP TO 10x MORE SCRATCH RESISTANT

EN 13329

62,4 CM
X
62,4 CM

ARTE

SQUARE TILES WITH BEVELS

THICKNESS: 9,5MM | 1 BOX: ±1,558 M²



SURFACE

- Elegant wood structure
- Natural wood structure
- Intense wood structure
- Stone structure
- Fantasy structure

TREATMENT

- Brushed
- Scraped
- Saw cut

FINISHING

- Matt finish
- Silk finish
- Silverfrost finish

BEVELS

- Large bevel
- Micro bevel
- Genuine bevel
- Impression bevel

DETAILS MAKE THE DIFFERENCE: ACCESSORIES

INSTALLATION

- 62 Why choose a Quick-Step® underlay?
- 64 A Quick-Step® underlay for every situation
- 66 Laying your floor without hassle

Discover the wide range of Quick-Step accessories. Whether it's for your floors, skirting-boards or stairs, we make it easy for you to ensure a perfectly finished, professional result, every time.



A PERFECT FINISH

- 68 Perfectly matched skirting boards
- 71 Finishing profile for floor and stairs
- 72 Your stairs also deserve a perfect finish
- 73 Other finishing accessories



CLEAN & CARE

- 74 Keep your floor in top condition



WHY CHOOSE A QUICK-STEP® UNDERLAY?

An underlay is an absolute necessity when laying a floor. Installing the right underlay has a major impact on the final look, quality and comfort of your Quick-Step laminate floor. Based on more than 20 years of experience, Quick-Step specialists have selected a collection of high-quality underlays that are easy to install, create a level base for your new floor, and provide excellent acoustic and thermal insulation.

▶ QUICK AND EASY INSTALLATION

Save a lot of time and effort.


A Quick-Step underlay comes with a self-adhesive strip and a pre-integrated damp proof membrane (DPM). It rolls out nice and evenly on your base floor, making installation simplicity itself.

▶ EXCELLENT DAMP PROTECTION

The integrated damp proof membrane (DPM) protects your floor thoroughly from rising damp.

▶ PERMANENTLY SOUND ABSORBING

Quick-Step underlays maintain their initial thickness over the years. You may rest assured that they will continue to dampen sounds both in the room in which they're installed and in the room below.



▶ IDEAL FOR UNICLIC®

All Quick-Step underlays offer a stable base which protects the Uniclic® system against heavy furniture and heavy short term loads such as high heels.

▶ LEVELS OUT IRREGULARITIES

A Quick-Step underlay creates a firm, level base for your new floor.

▶ SUITABLE FOR FLOOR HEATING AND COOLING

Thanks to the high-quality Quick-Step underlays, combining a laminate floor with floor heating or cooling is no problem at all. Please visit www.quick-step.com for more information.



A QUICK-STEP® UNDERLAY FOR EVERY SITUATION

New or renovation? Ground or upper floor? Underfloor heating or extra insulation needed? There is always a perfect underlay that suits your specific needs or situation. That is why Quick-Step supplies a range of special underlays for a large number of applications.



I WANT A BUDGET FRIENDLY SOLUTION

I WANT TO REDUCE BOTH TRANSITION AS REFLECTED NOISE

BASIC PLUS

UNISOUND



A good and economical basis for places with less traffic, for instance a bedroom or attic.

Ideal for places with frequent traffic, for instance a living room.

THICKNESS: 2MM
ROLL = 15M²/60M²

THICKNESS: 2MM - ROLL = 15M²

DAMP PROTECTION	✓	✓
LEVELING EFFECT	✓	✓
FLOOR HEATING	✓	✓
SOUND ABSORPTION		

I WANT TO REDUCE THE REFLECTED SOUND THAT IS CAUSED BY WALKING ON THE FLOOR

I WANT TO REDUCE THE SOUND HEARD BY NEIGHBOURS

I NEED ADDITIONAL INSULATION AND LEVELLING FOR MY FLOOR

SILENT WALK

TRANSITSOUND

THERMOLEVEL



Ideal for the ground floor.

Ideal for an upper floor or an apartment.

The perfect choice for installation on top of an existing tiled floor or a very uneven floor. Also provides extra insulation.

THICKNESS: 2MM - ROLL = 7M²

THICKNESS: 3MM - BOX = 15M²

THICKNESS: 5MM - BOX = 9M²



TIP Did you know that this floor can also be combined with underfloor cooling?

 Do not use in combination with floor heating or cooling.

PLEASE NOTE: It is important to use a Quick-Step underlay to preserve the quality of your floor. When installed and maintained properly, Quick-Step provides a guarantee on the Quick-Step floor and the Uniclic system. Ask your dealer for an original Quick-Step underlay and visit www.quick-step.com to read our guarantee terms."

LAYING YOUR FLOOR WITHOUT HASSLE

EASY CLICK SYSTEMS

Laying a Quick-Step floor is simple thanks to the patented world-famous Uniclic® and Uniclic® Multifit click systems.


Both systems are highly user-friendly, quicker to install and a lot more solid than other systems. A Quick-Step floor makes laying easy, even in the tightest corners or under doors.

HOW DOES IT WORK ?

We offer a variety of different installation methods below. Just choose the one that suits you best.



▶ METHOD 1 : ROTATE AND CLICK



Hold the panel to be installed at an angle of 20° to 30°. Move the panel gently up and down and at the same time exert forward pressure. The panels will automatically click into place.

▶ METHOD 2: HORIZONTAL INSERTION



Ideal for awkward corners. Unlike most other systems, Uniclic® panels can also be joined together horizontally. This is essential when you've reached the last row of panels to be installed or in places where it is difficult or even impossible to rotate the panels (underneath door frames or heating units, for example). Use the Quick-Step installation kit. See more on page 67.

▶ METHOD 3: DROP DOWN



Thanks to the Uniclic® Multifit system featured on the short side of the plank, the wider planks of the Exquisa range are easily clicked together using this method.

UNICLIC  [®]
PATENTED TECHNOLOGY

UNICLIC  [®]
MULTIFIT 
PATENTED TECHNOLOGY

QUICK-STEP® ACCESSORIES HELP MAKE YOUR FLOOR INSTALLATION EASY

► QUICK-STEP® INSTALLATION SET

Cut down the risk of damaging your Quick-Step floor with our handy installation kit.

Contents: Quick-Step tapping block, metal crowbar, adjustable spacers.

TIP Check out the installation video on our website www.quick-step.com



QSTOOL

► QUICK-STEP® HAND SAW

This super handy Quick-Step hand saw will help you to saw door frames correctly, so that your floor fits perfectly underneath. Features an adjustable handle and a high-quality steel blade.

TIP Place a floor panel and underlay next to the door frame to determine the saw height.



QSTOOLSAW

► QUICK-STEP® SEAL & CLICK

Specifically developed to increase the water resistance of your floor. Elastic and transparent, Seal & Click provides life-long protection when laid in bathrooms, kitchens, etc. Check the technical information of Seal & Click for further information.



QSSEAL125 | QSSEAL500

PERFECTLY MATCHED SKIRTING BOARDS

WHY QUICK-STEP® SKIRTING BOARDS?

1. MATCHING COLOURS



Quick-Step is unique in the market, offering skirting boards with perfectly matching colours for every floor.

2. DIFFERENT SHAPES

The range includes skirting boards in various heights, widths and profiles. All you need to do is choose the one you like best.

3. SCRATCH-RESISTANT

While the majority of skirtings on the market are finished with paper or foil, Quick-Step only uses real laminate, making them much more scratch-resistant and protected against everyday wear and tear.

4. QUICK-STEP® WARRANTY



Quick-Step skirting boards come with the same solid warranty as Quick-Step floors. That means years and years without any worries!



5. EASY TO INSTALL



QSGLE290



QSClipsKRME(-)



QSTRACKPV240

QUICK-STEP® ONE4ALL GLUE



With the multi-functional One4All glue all skirting boards can be fixed swiftly and securely to a wall. Also handy for the installation of the Incizo® profile.

Contents: 290 ml

TIP With one tube of One4All glue you can fix approximately 15 m of skirtings to a wall.

QUICK-STEP® CLIPS



A time-saving clip system for glueless and screwless installation of skirting boards.

Afterwards, the skirting board can be removed at any time. Available for 7 or 8 mm floors (QSClipsKRME7080) and 9,5 mm floors (QSClipsKRME95).

Contents: 50 clips

TIP The clips should be installed at the same time as your floor.


QUICK-STEP® TRACK



Install your skirting boards without a hitch using this made-to-measure track. Simply attach the track to the wall with screws or Quick-Step One4All glue and then just click the skirting boards onto it. Afterwards, they can be easily removed, which is ideal when you need access to cables.

Dimensions: 240 cm x 0,8 cm x 2,7 cm


QUICK-STEP® SKIRTING BOARDS: A VARIETY OF CHOICE



▶ STANDARD SKIRTING BOARD

A standard size skirting board that fits every interior.

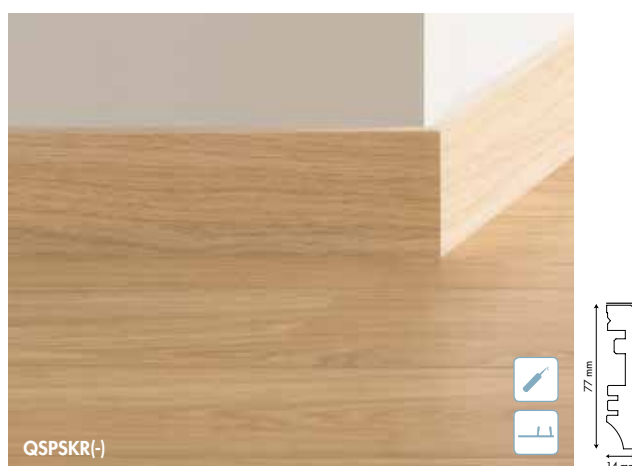
Dimensions: 240 cm x 1,2 cm x 5,8 cm



▶ SCOTIA

A discrete finish to your floor. Can also be used as a finish in combination with existing skirting boards.

Dimensions: 240 cm x 1,7 cm x 1,7 cm



▶ PARQUET SKIRTING BOARD

(SEE PAGE 22)

Skirting board with a groove on the back to hide phone or computer cables.

Dimensions: 240 cm x 1,4 cm x 7,7 cm



▶ LARGO PARQUET SKIRTING BOARD

Extra large skirting board specifically for the long and wide Largo planks. Has grooves at the back to hide phone or computer cables.

Dimensions: 240 cm x 1,4 cm x 10 cm

PAINTABLE SKIRTING BOARDS

Cover, Ovolo and Ogee are skirting boards that have Quick-Step's patented Incizo® technology. Choose the height and colour you prefer and create a look and feel that matches your own taste.



▶ OVOLO SKIRTING BOARD



Dimensions: 240 cm x 1,6 cm x 16 cm

▶ OGEE SKIRTING BOARD



Dimensions: 240 cm x 1,6 cm x 16 cm

▶ COVER SKIRTING BOARD



Dimensions: 240 cm x 1,6 cm x 12,9 cm



▶ FLEXIBLE SKIRTING NEW



Dim. flexible: 1,4 cm x 4 cm (length to choose)

Dim. non-flexible: 240 cm x 1,4 cm x 4 cm

Finish curves perfectly with this flexible skirting. Also available in a non-flexible version (QSPSKR4PAINT) to finish your room in the same style.

FINISHING PROFILE FOR FLOOR AND STAIRS

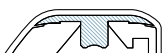
QUICK-STEP INCIZO®: 5 QUESTIONS, 1 ANSWER

Quick-Step's Incizo® profile is a multifunctional finishing tool. One and the same profile can be used for all the finishes of your floor and stairs, in the matching colour. Simply cut the Incizo® basic profile to the shape required using the supplied slit.



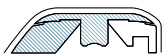
1. HOW CAN I JOIN TWO FLOORS OF THE SAME HEIGHT?

Use the Incizo® profile cut as an expansion profile.



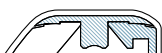
2. HOW CAN I SOLVE VARIATIONS IN HEIGHT FROM ONE FLOOR TO ANOTHER?

Use the Incizo® profile cut as an adaptor profile.



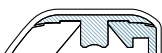
3. HOW DO I FINISH MY FLOOR ALONG A WALL OR A WINDOW?

Use the Incizo® profile cut as an end profile.



4. HOW CAN I CONNECT MY FLOOR TO A CARPET, AND HAVE A BEAUTIFUL FINISH?

Use the Incizo® profile cut as a transition profile.



5. WHAT ABOUT THE FINISHING OF MY STAIRS?

You can cover your stairs or steps with Quick-Step planks and finish in the style of your choice with the Incizo® profile as a stair nose. Read more about the finishing of stairs on the following pages!

YOUR STAIRS ALSO DESERVE A PERFECT FINISH



The Quick-Step Incizo® profile gives you a whole range of solutions for your stairs.



▶ **INCIZO® LAMINATE PROFILE** QSINCP(-)

Dimensions: 215 cm x 4,8 cm x 1,3 cm

Contents: 1 Incizo®, 1 slitler, 1 plastic rail


▶ **INCIZO® ALUMINIUM SUB-PROFILE FOR STAIRS**

NEINCPBASE(-)

The Incizo® stairs finishing cannot be used in combination with the Lagune range or for commercial applications. To be ordered separately, including plastic strip.

Dimensions: 215 cm x 7,1 cm x 1,7 cm

▶ **QUICK-STEP® SELF-ADHESIVE LAMINATE**



Use Quick-Step self-adhesive laminate tape for an attractive edge finish.

Contents: 1 roll, 5 m x 6 cm

TIP



Check out our installation video on www.quick-step.com

QSSALA(-)

OTHER FINISHING ACCESSORIES

▶ INCIZO® METAL PROFILE QSINCP(-)

With the supplied handle you can create the desired profile. Do not use on stairs. Available in aluminium, silver, gold or bronze.

2 dimensions:

270 cm x 4,74 cm x 1,14 cm or 93 cm x 4,74 cm x 1,14 cm

Contents: 1 Incizo®, 1 handle and 1 plastic rail

Also available for commercial applications with metal rail, screws and plugs. (QSINCP(SILV)ME270 - for Impressive Ultra QSINCP(12SILV)ME270)



QSINCP(-)

▶ MULTIFUNCTIONAL PROFILE QSPR(-) NEW

Profile in scratch-resistant aluminium to bridge height differences from 0 to 12.3 mm. To be used for instance between 2 Quick-Step laminate floors, or between a laminate floor and another lower or higher floor. Available in silver, gold or bronze.

Dimensions: 186 cm x 4,7 cm x 1,23 cm

Contents: 1 multifunctional profile, 1 plastic rail



QSPR(-)

QSPR(-)

▶ QUICK-STEP® KIT

Elastic, acrylic-based paste perfect for those areas where you can't install skirting boards or profiles. Use it to fill (expansion) gaps in a matching colour. Ask your dealer for advice.

Contents: 310 ml



QSKIT(-)

▶ QUICK-STEP® HYDROKIT NEW

The Quick-Step Hydrokit (QSKITTRANSP) is a transparent silicone for an invisible and waterproof finishing of skirting boards, profiles,...

Contents: 310 ml

TIP A perfect solution in combination with Quick-Step Impressive!



QSKITTRANSP

NEW

▶ PE FOAM NEW

PE foam expansion joint filler (for use in combination with the Quick-Step Hydrokit).

Dimensions: 20 m x 10 mm

TIP A perfect solution in combination with Quick-Step Impressive!



NEFOAMSTRIP20

NEW

▶ QUICK-STEP® DOORMAT

The high-quality Quick-Step doormat fits neatly in your hallway and helps to prevent sand and dirt from coming into your home.

Mat: 74,6 cm x 43,4 cm x 0,9 cm

Frame: 79 cm x 47,8 cm



QSDOORMAT

▶ QUICK-STEP® PIPE COVERS

The Quick-Step pipe covers allow you to finish heating elements and pipes in perfect harmony with your floor. Suitable for two different diameters - either 15 mm or 22 mm.

Contents: 2 radiator covers per package

NEW Also available in stainless steel.



QSRC(-)



QSRCINOX

NEW

KEEP YOUR FLOOR IN TOP CONDITION

EASY & PURPOSE-MADE MAINTENANCE TOOLS!



QSCLEANINGKIT

▶ QUICK-STEP® CLEANING KIT (QSCLEANINGKIT)


All Quick-Step floors are low maintenance. Keep them clean with the practical and easy to use Quick-Step cleaning kit. You can use the mop dry or slightly moist.

Contents: mop holder, washable microfiber mop, Quick-Step Cleaning product 750ml

All Quick-Step cleaning products are specifically developed for Quick-Step floors. They cleanse the floor surface thoroughly and maintain the original look of your floor. No residual layers of cleaning product are left behind.

Also available separately:

- ▶ Quick-Step Cleaning product 2L QSCLEANING2000
- ▶ Quick-Step Cleaning product 750ml QSCLEANING750
- ▶ Quick-Step Cleaning mop QSCLEANINGMOP

QSCLEANING750
QSCLEANING2000

QSCLEANINGMOP



QSREPAIR

▶ QUICK-STEP® REPAIR KIT (QSREPAIR)

Light damages can easily be repaired in the original colour with the Quick-Step Repair Kit. Simply recreate the colour of your damaged planks with one of the seven wax pieces selected to cover all Quick-Step colours.

Contents: melting knife, cleaning comb, 7 wax blocks, sanding pad

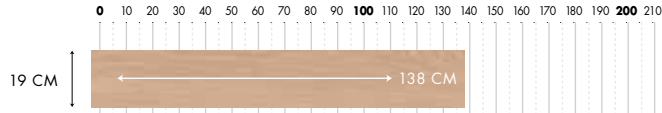
TIP Check the specific colour combination for your floor on www.quick-step.com

OVERVIEW

QUICK-STEP®

IMPRESSIVE/IMPRESSIVE ULTRA NEW

LONG AND WIDE WATERPROOF PLANKS WITH BEVELS



IMPRESSIVE
CODE IM 8 MM 
IMPRESSIVE ULTRA
CODE IMU 12 MM 

QUICK-STEP® LARGO

EXTRA LONG AND EXTRA WIDE PLANKS WITH BEVELS



9,5 MM 

QUICK-STEP® ELIGNA/PERSPECTIVE

LONG PLANKS WITH OR WITHOUT BEVELS





ELIGNA
CODE U/UM 8 MM 
PERSPECTIVE
CODE UF 9,5 MM 

QUICK-STEP® ELIGNA/PERSPECTIVE WIDE

LONG AND WIDE PLANKS WITH OR WITHOUT BEVELS




ELIGNA WIDE
CODE UW 8 MM 
PERSPECTIVE WIDE
CODE ULW/UFW 9,5 MM 

QUICK-STEP® ELITE

LONG PLANKS WITH BEVELS




8 MM 

QUICK-STEP® RUSTIC

SMALL PLANKS WITH BEVELS




8 MM 

QUICK-STEP® CLASSIC

STANDARD PLANKS WITH OR WITHOUT BEVELS




8 MM 


QUICK-STEP® CREO NEW

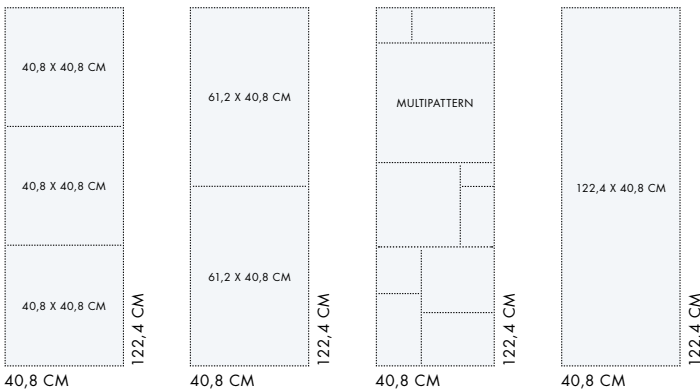
STANDARD PLANKS WITHOUT BEVELS



7 MM 

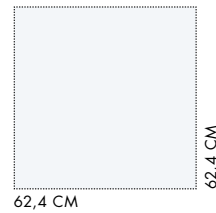
QUICK-STEP® EXQUISA

RECTANGULAR TILES WITH BEVELS 8 MM 



QUICK-STEP® ARTE

SQUARE TILES WITH BEVELS 9,5 MM 



▶ TRY OUR FLOOR ADVISOR

Curious to know what laminate would look like in your own interior? Try our online Floor Advisor: upload a picture, select your favourite floors and see which floor fits best.



▶ FOLLOW US ON



www.facebook.com/QuickStepFloors



www.youtube.com/user/quickstepfloor



<https://plus.google.com/+quickstep>



www.pinterest.com/quickstepfloor



@QuickStepFloor

▶ YOUR QUICK-STEP® POINT OF SALE

